

Ohio Digital Learning School



2023-2024
Annual Report



Dear Parents, Students, and Stakeholders:

The 2023-2024 school year was our fifth year of operation. We grew from 1045 students to 1289 students by the end of the school year. Our goal remains to graduate our students into one of the three E's of employment, enrollment or enlistment. We serve at risk students aged 16-21. Our students often come to us as a last resort. Our focus is helping students recover credits and overcome obstacles to successfully complete high school and be prepared for careers and college. We provide opportunities to recover credits through block scheduling and credit recovery courses. Students can take advantage of career counseling and exploration through weekly sessions and courses. We also provide targeted intervention to address learning gaps.

The 2023-2024 school year provided opportunities to support our students socially, academically, and emotionally. To meet the social emotional needs of our students, we implemented the Leader in Me curriculum. Our students met with their homeroom teachers to help build lasting relationships with staff and peers. Our Title 1 intervention program provided students with additional engagement and attendance support. At the end of the school year 446 students made up Ohio Digital Learning School's graduating class of 2024.

Ohio Digital Learning School continues to combine rigorous curriculum and instruction with wraparound support to provide students with an opportunity to recover credits, engage in learning safely, and prepare for college and career post-graduation.

Respectfully,

Brian Powderly
Executive Director
ODLS

Sincerely,
Brian Powderly
Head of School



School Report Card

Ohio Digital Learning School receives the dropout prevention and recovery report card. Schools that receive the dropout prevention and recovery report card receive ratings for up to eight measures and four components. Ohio Digital Learning School earned a Meets Standards overall rating for the 2023-2024 school year. The report can be accessed at <https://reportcard.education.ohio.gov/dorp/017643>



School Overview

Print

Schools that receive the dropout prevention and recovery report card receive ratings for up to eight measures and four components.

Achievement Component

The Achievement component, previously called the High School Test Passage Rate component, represents the number of students who meet applicable criteria on assessments that are required for graduation.



View More Data

Progress

The Progress component looks closely at the growth all students are making during the school year.



View More Data

Gap Closing

This component shows how well schools are improving or meeting the performance expectations for all students in English language arts, math, graduation, and English language proficiency.



View More Data

Graduation Rate

The Graduation Rate component looks at the percent of students who are successfully finishing high school with a diploma in four, five, six, seven or eight years.



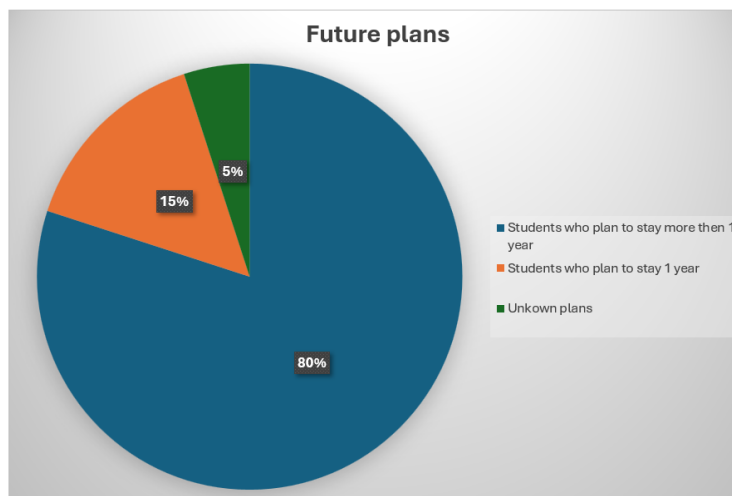
View More Data

Financial Data			
FY2024			
Sources of School Revenue			
State Funding	\$	7,231,442.90	92%
Federal Funding		625,168.00	8%
Other Miscellaneous		323.97	0%
Total Revenue	\$	7,856,934.87	
Expenses			
Salaries	\$	2,269,039.56	
Fringe Benefits	\$	917,611.15	
Purchased Services	\$	720,520.42	
Materials and Supplies	\$	3,752,120.49	
Other Expenses	\$	197,643.25	
Total Expenses	\$	7,856,934.87	
Surplus/(Deficit)	\$	-	
*Amounts included in this report are unaudited and subject to change			
Expenditures Related to Classroom Instruction			
Teacher Salaries, Benefits, and Education Related Expenses	\$	2,988,703.85	41%
Student On-Line Curriculum	\$	1,838,682.10	25%
Student Instructional Materials	\$	568,832.02	8%
Student Computers, Internet, and Technology	\$	1,157,449.96	16%
Pupil Support Salaries, Benefits, & Education Related Expenses	\$	744,333.79	10%
Special Education Services	\$	51,023.88	1%
Total Expenditures for Classroom Instruction	\$	7,349,025.60	
% Classroom Instruction Expenditures to Total Expenses			93.54%

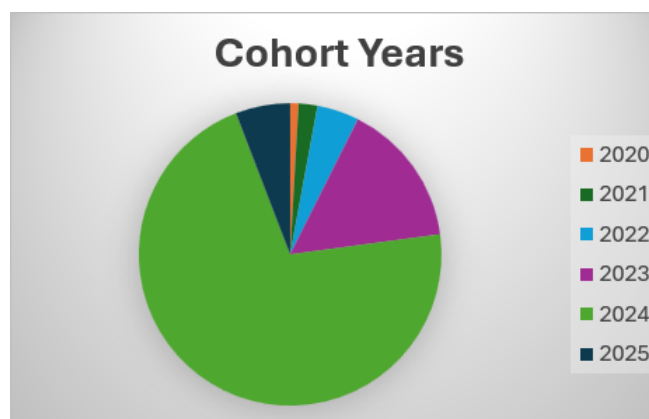


Student Demographics

- Ohio Digital Learning School served students residing in over 559 different school districts across Ohio during the 2023-2024 school year.
- Ohio Digital Learning School’s student population is between the ages of 16-21; 64% were between 16-17 and 36% were eighteen years or older.
- 20% of Ohio Digital Learning School students received special education services.
- During enrollment families are surveyed to estimate the length of time their student will attend the school. 80% indicated that they intended to attend more than one school year.

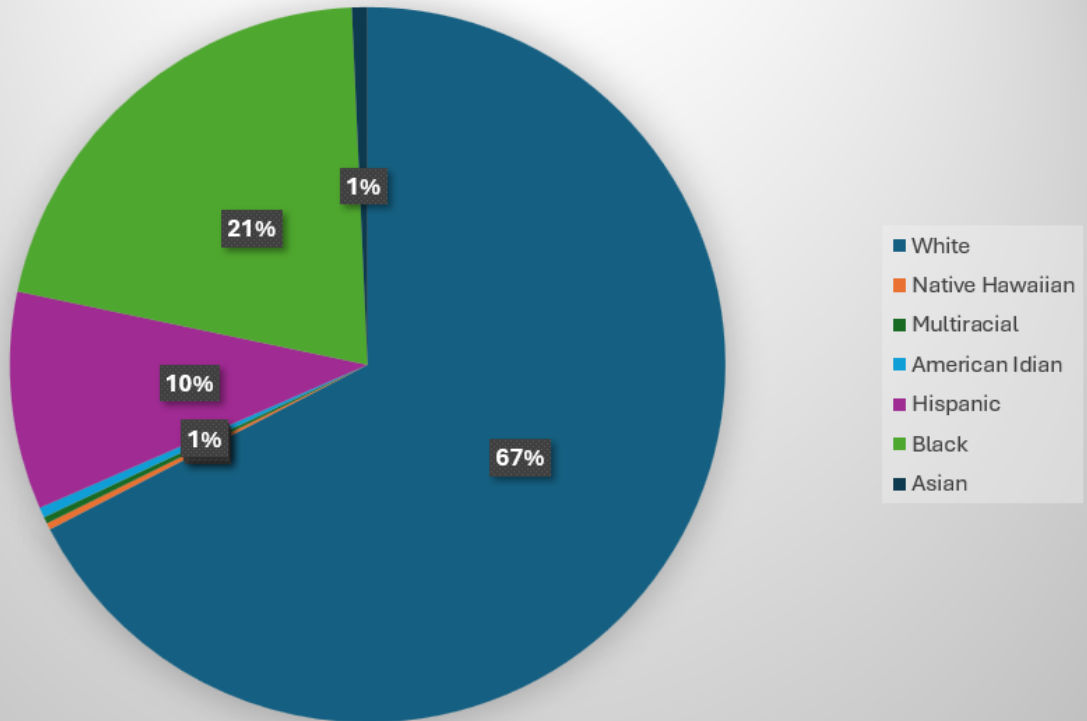


- Ohio Digital Learning School had graduates in their fourth, fifth, sixth, seventh, and eighth year. The table below represents the cohort years of the graduating class of 2024.

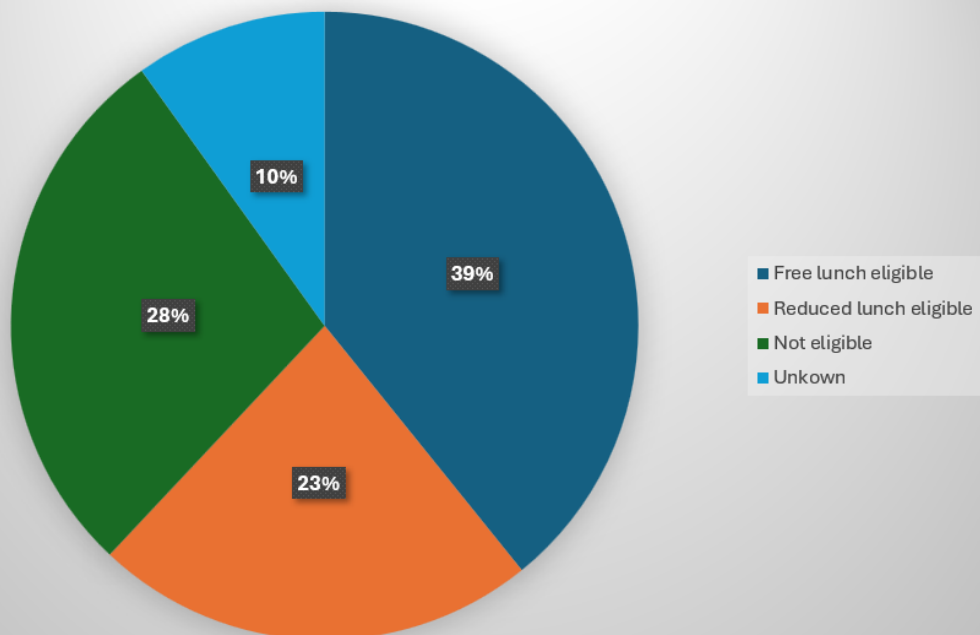




Ethnicity



Economics

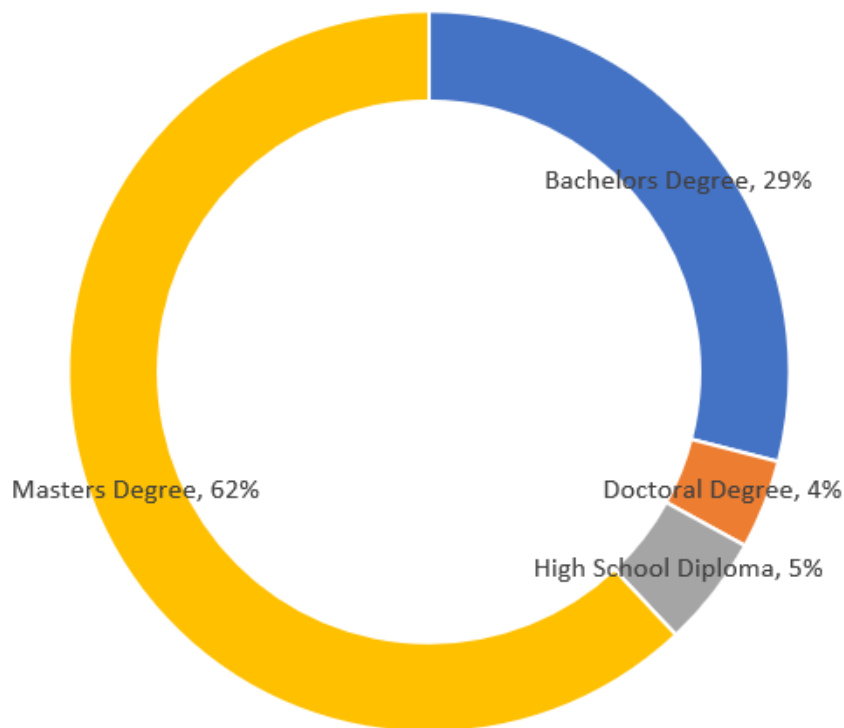




Staff Demographics

- Ohio Digital Learning School employed 50 teachers, 13 support staff, and 5 administrators.
- All instructional staff are properly licensed.

Highest Degree Attained



Board Members

Chris Canova, President

Chelsea Kania, Vice President

Gregory Fockler, Treasure

Tiffany Akeman, Secretary

Roula Braidy, Director

School Leadership team

Brian Powderly, Head of schools

Mahailey Albain, Principal

Angela Day, Assistant Principal

Laura Houghton, Operations Manager

Theresa Bourgeois, EMIS/Title Coordinator

School Staff

DEWITT, SARAH JEAN	ENGLISH TEACHER
THOMPSON, JULIA R	INTERVENTION SPECIALIST
WHITBY-SANFORD, NATALIE	PE TEACHER
CRUMP, EBONI BRANDIS	INTERVENTION SPECIALIST
LAHETTA, KRISTEN R	INTERVENTION SPECIALIST
REHL, CHRISTINA	SOCIAL STUDIES TEACHER
SHAFFER, ELIZABETH ANN	SCHOOL PSYCHOLOGIST
ROSS, SARAH	ELA TEACHER
FORBES, JEFF	SCHOOL COUNSELOR
MATTESON, KEELY SHAYE	ENGLISH TEACHER
WINTZ, BROOKE NICOLE	INTERVENTION SPECIALIST
COTE, RITA	ENGLISH TEACHER
GOODALL, JOSHUA DAVID	HISTORY TEACHER
BOJANOWSKI, MANDI LYNN	SPECIAL EDUCATION FAMILY LIAISON
ROBERTS, ASHER KEELY	INTERVENTION SPECIALIST
TRAPP, ERICA MARIE	HS ART TEACHER
ROSE, TANYA C	HS ELA TEACHER
RICKARD, WILL ALLEN JOHN	ENGAGEMENT COORDINATOR
FLORES, STACEY LYNN	STUDENT RESOURCE COORDINATOR
BROOKS, CHRYSTAL A	MATH TEACHER
EVANS, BRANDON	HS MATH TEACHER
JACOBSEN, JANSON	SCHOOL COUNSELOR
WILSON, HELEN ELIZABETH	ELA TEACHER
WARD, KRISTINA LEANN	INTERVENTION SPECIALIST
CAUDELL, SCOTT	INTERVENTION SPECIALIST
PENLEY, KRISTEN	MATH TEACHER
SHARRETT, BAMBI	INTERVENTION SPECIALIST
RIPATO, AMY TURNER	INTERVENTION SPECIALIST
SLATER, EMILY	EDUCATION PROGRAM COORDINATOR

PEARCY, YOLANDA
YOUNG, AMY ELIZABETH
MCCULLOUGH, JULIE ANNE
WEST, KATHERINE
BOTKE, KATELYN ELLEN LEIGH
TRAPP, BRITTANY
HERRMANN, LINDSAY
FLUHARTY, COURTNEY
RIFE-ROARK, SUSAN KAY
FOLEY, THERESE
MILLHOUSE, NICHOLAS MICHAEL
POPE, SHAWNA
KRUICHUK, KERRIE
ANDERSON, HEIDI ANN
CAMPBELL, CHRISTINA MARIE
MANGAN, ANN LOUISE

MCDONALD, ERIN
HAXHIU, GJERGJ
VONGUNTEN, ERIC
LYNCH, MAGGIE MARIE
MOORE, KATHLEEN SUE

JAMIEL, CASSAY RENEE
SUTTLES, LEANNE GRANT
SAK, STEPHANIE J
MORENCY, DARIAN
THOMPSON, JENNIFER LYNN
EBERT, HOPE NICOLE
RUIZ FLINT PHAM, ELISABETH
GATES, GALA
EDWARDS, LAURA
KENNEDY, FROUKJE MARGARET
BEYNEN
MAHAVE, CLAIRE
WIEDEMANN, TAYLOR NOELLE
MISHAK, JULIMARIE

INTERVENTION SPECIALIST
SCHOOL COUNSELOR
PE/HEALTH TEACHER
STUDENT ATTENDANCE SPECIALIST
MATH TEACHER
TITLE 1 ENGAGEMENT COACH
ELA TEACHER
INTERVENTION SPECIALIST
SOCIAL STUDIES TEACHER
SCIENCE TEACHER
MATH TEACHER
HS SOCIAL STUDIES TEACHER
SCIENCE TEACHER
ENGLISH TEACHER
INTERVENTION SPECIALIST
HIGH SCHOOL COUNSELOR
ENGAGEMENT AND ORIENTATION
COORDINATOR
INTERVENTION SPECIALIST
SCIENCE TEACHER
INTERVENTION SPECIALIST
HS SCIENCE TEACHER
CREDIT RECOVERY AND TESTING
COORDINATOR
INTERVENTION SPECIALIST
BUSINESS/TECHNOLOGY TEACHER
TITLE I ENGAGEMENT COACH
INTERVENTION SPECIALIST
HS MATH TEACHER
SPANISH TEACHER
SOCIAL STUDIES TEACHER
INTERVENTION SPECIALIST

MATH TEACHER
ENGLISH TEACHER
INTERVENTION SPECIALIST
SCHOOL PSYCHOLOGIST

Ohio Digital Learning School is a community eSchool, which is funded by public sources and independently operated by a board of directors under a charter granted by the Ohio Department of Education.

Ohio Digital Learning School is managed by Stride K12, Inc. and authorized by Ohio Council of Community Schools.



Sponsor Statement

Ohio Council of Community Schools (OCCS) uses various methods to evaluate the school's performance including published tests and other academic scores such as the Ohio Department of Education Local Report Card and supporting data. OCCS regional representatives visit our partner schools regularly ensuring compliance with federal, state, and contractual requirements. The results of this monitoring for the 2023-2024 school year are published in the 2023-2024 Ohio Council of Community Schools Annual Report, available after November 30 at www.ohioschools.org

Ohio Digital Learning School

1745 Indian Wood Circle, Suite 110

Maumee, OH 43537

Phone: 419-740-9007 Fax: 419-481-8030

<http://odls.k12.com>